


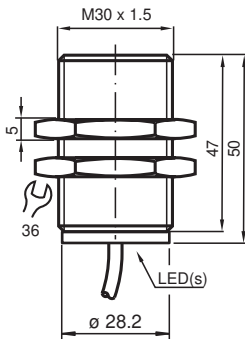
Inductive sensor

NBB10-30GM50-WS-10M

■ Basic series



Dimensions



Technical Data

General specifications

| | | |
|----------------------------|-------|--------------------|
| Switching function | | Normally open (NO) |
| Output type | | Two-wire |
| Rated operating distance | s_n | 10 mm |
| Installation | | flush |
| Output polarity | | AC |
| Assured operating distance | s_a | 0 ... 8.1 mm |
| Actual operating distance | s_r | 9 ... 11 mm |
| Reduction factor r_{AI} | | 0.33 |
| Reduction factor r_{Cu} | | 0.28 |
| Reduction factor r_{304} | | 0.81 |
| Output type | | 2-wire |

Nominal ratings

| | | |
|-------------------|-------|--------------|
| Operating voltage | U_B | 20 ... 253 V |
|-------------------|-------|--------------|

Release date: 2022-05-18 Date of issue: 2022-05-18 Filename: 802852_eng.pdf

Refer to "General Notes Relating to Pepperl+Fuchs Product Information".

Pepperl+Fuchs Group
www.pepperl-fuchs.com

USA: +1 330 486 0001
fa-info@us.pepperl-fuchs.com

Germany: +49 621 776 1111
fa-info@de.pepperl-fuchs.com

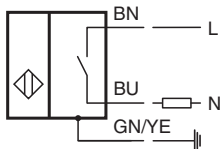
Singapore: +65 6779 9091
fa-info@sg.pepperl-fuchs.com

PF PEPPERL+FUCHS

Technical Data

| | | |
|---|----------------|--|
| Switching frequency | f | 0 ... 20 Hz |
| Hysteresis | H | typ. 5 % |
| Voltage drop | U _d | < 5 V (I _L > 50 mA); < 8 V (I _L < 50 mA) |
| Momentary current (20 ms, 0.1 Hz) | | 0 ... 1600 mA |
| Operating current | I _L | 5 ... 200 mA |
| Off-state current | I _r | 0 ... 1.7 mA |
| Operating voltage indicator | | LED, green |
| Switching state indicator | | LED, yellow |
| Compliance with standards and directives | | |
| Standard conformity | | |
| Standards | | EN 60947-5-2:2007 IEC 60947-5-2:2007 |
| Approvals and certificates | | |
| UL approval | | cULus Listed, General Purpose |
| CSA approval | | cCSAus Listed, General Purpose |
| CCC approval | | Certified by China Compulsory Certification (CCC) |
| Ambient conditions | | |
| Ambient temperature | | -25 ... 70 °C (-13 ... 158 °F) |
| Mechanical specifications | | |
| Connection type | | cable PVC , 10 m |
| Cable version | | PA |
| Core cross section | | 0.75 mm ² |
| Housing material | | brass, nickel-plated |
| Sensing face | | PBT |
| Degree of protection | | IP67 |
| Note | | 1) In the temperature range below 0 °C, permissible operating voltage U _b 80...253 V Safety fuse ≤ 0.3 A (quick-blow) according to IEC 60127-2 Sheet 1 Recommendation: after a short circuit, check that the device is functioning correctly. |

Connection



Accessories

| | | |
|---|--------------|------------------------|
|  | BF 30 | Mounting flange, 30 mm |
|---|--------------|------------------------|